





## J9FG5`?9G?I GH9B`CA-B5-GI | 89H

- EN50131 Luokka 2 hyväksyntä
- 5 - 30 silmukkaa
  - NO, NC, EOL, 2EOL/NO, 2EOL/NC. silmukka tyyppin valinta
  - Tuki tärinä sekä "rullaverho" ilmaisimille
  - Ilmaisimien valvonta
- Kansisuojaosimukka
- 4 - 12 ohjelmitavaa ulostuloa
- 2 jännite ulostuloa
- 2 osa-aluetta:
  - 3 päällekytkentä vaihtoehtoa alueille
  - Päälle/Pois käyttäjät tai ajastus
- Bus-väylä käyttölaiteille, lukijoille ja lisäyksiköille
- RS-232 väylä keskuksen ohjelmointiin
- Sisäinen siirtolaite:
  - raportointi (SIA, ContactID, ym)
  - persoonalliset viestit (8 puhelin numeroa, 64 teksti/16 ääni viestiä)
  - Kauko-ohjelmointi(sisäinen 300bps modeemi)
- Tuki GSM/GPRS modeemille:
  - SMS/GPRS raportointi
  - Ääni/SMS viestit
- Tuki TCP/IP modeemille:
  - e-mail viestit
  - TCP/IP raportointi
- Järjestelmän käyttö:
  - LCD tai LED käyttölaite (max. 6)
  - pProxi Tag/Kortti (max. 6 lukijaa)
  - Radiokauko-ohjain
- Helppo / nopea järjestelmä päivitys(ohjelmisto)
- 31 Käyttäjäkoodia:
  - 30 Normaalkoodia
  - 1 Asentaja
- Helppo järjestelmän käyttö ja hallinta
- Ajastus:
  - 4 ajastusta ja pyhäpäivät
- Tapahtuma muisti 2047 kpl.
- Automaattinen diagnostiikka perus järjestelmälle
- Sisäinen jännitteen suojaus järjestelmälle:
  - Ylijännite suoja
  - Syväpurkautumisen suoja
  - Akun latauksen valvonta

### VERSA 15



### VERSA 10



### VERSA 5



## VERSA OPERATION, CONTROL AND MANAGEMENT

### VERSA-LED-GR

#### LED keypad for VERSA panels

- LED indicators for zones, system and partitions status
- quick selection of arming modes with dedicated buttons
- PANIC, FIRE and MEDICAL hold-down alarms
- keypad backlight
- built-in buzzer
- self indication of communication loss



### VERSA-LCD-GR

#### LCD keypad for VERSA panels

- easily readable display
- LED indicators for system and partitions status
- quick selection of arming modes with dedicated buttons
- PANIC, FIRE and MEDICAL hold-down alarms
- keypad and display backlight
- built-in buzzer
- self indication of communication loss



## ZONES/OUTPUTS EXPANSION MODULES


### CA-64 E zone expansion module

- system expansion with 8 zones
- support for NO, NC, EOL, 2EOL/NO, 2EOL/NC zone configurations
- programmable EOL resistance value
- pulse analysis with sensitivity setting for vibration and roller blind sensors



### CA-64 EPS zone expansion module

- system expansion with 8 zones
- support for NO, NC, EOL, 2EOL/NO, 2EOL/NC zone configurations
- programmable EOL resistance value
- pulse analysis with sensitivity setting for vibration and roller blind sensors
- switching mode power supply



### INT-ORS

#### DIN rail compatible outputs expansion module

- 8 relay outputs for direct control of 230 V mains powered appliances
- installation directly on 35 mm DIN rail



### CA-64 O-OC output expansion module


- system expansion with 8 outputs:
  - 8 low current OC outputs

### CA-64 O-R output expansion module

- system expansion with 8 outputs:
  - 8 relay outputs

### CA-64 O-ROC output expansion module

- system expansion with 8 outputs:
  - 4 relay and 4 low current OC outputs



### CA-64 OPS-OC output expansion module

- system expansion with 8 outputs:
  - 8 low current OC outputs
- switching mode power supply

### CA-64 OPS-R output expansion module

- system expansion with 8 outputs:
  - 8 relay outputs
- switching mode power supply

### CA-64 OPS-ROC output expansion module

- system expansion with 8 outputs:
  - 4 relay and 4 low current OC outputs
- switching mode power supply



## COMMUNICATION MODULES

### ETHM-1 TCP/IP communication module for VERSA control panels

- TCP/IP reporting
- **DLOADX** remote system programming
- **GUARDX** remote system supervision
- remote system operation via web browser or Java enabled mobile phone
- encrypted data transmission
- support for DHCP automatic address configuration



### CA-64 SM voice synthesizer module

- up to 16 voice messages, up to 15 seconds each flexible assignment to almost any system event



## SOFTWARE FOR VERSA CONTROL PANELS

### DLOADX

#### upload/download software

- operation in Windows 98/ME/2000/XP/Vista environment
- intruder alarm system programming
- visualization tools for partitions, zones, outputs, troubles, supply voltages for modules and tamper contacts
- event log reviewing
- system operation by on-screen virtual keypad
- control panel communication:
  - local via RS-232 port on the control panel main board
  - remote via telephone line



### Firmware update utility

- easy firmware updating without disassemble of the equipment
- control panel communication: RS-232 port on control panel main board

# VERSA 5, VERSA 10, VERSA 15 SYSTEM SPECIFICATION

	VERSA 5	VERSA 10	VERSA 15
<b>System features</b>			
50131 security grade		Grade 2	
Max. number of zones programmable		30	
Tamper input		yes	
Max. number of wireless devices		30	
Max. number of programmable outputs		12	
ABAX wireless system compatibility		yes	
Number of user codes standard + installer		30+1	
Partitions		2	
Event log		2047	
Timers		4	
<b>System operation</b>			
Max. number of LCD or LED keypads		6	
Max. number of proximity card readers		6	
<b>Mainboard specification</b>			
Nominal supply voltage ( $\pm 15\%$ )		18 V AC, 50-60 Hz	
Power supply type		A	
Nominal output voltage ( $\pm 10\%$ )		13,7 V DC	
Power supply current rating	1 A		2 A
High current outputs current rating		1,1 A	
Low current outputs current rating		50 mA	
Max. supported battery capacity	7 Ah		17 Ah
Environmental class		II	
Operating temperature range		-10°...+55°C	
On-board zones	5	10	15
On-board programmable outputs		4	
Supply outputs		2	
Number of communication buses keypads+expansion modules		1	
Board dimensions (mm)	120 x 68	150 x 68	180 x 68
<b>Communication</b>			
Telephone dialer		yes, built-in	
Telephone line monitoring		yes (SIA, ContactID, other)	
Telephone messaging		yes, 8 numbers, 64 text/ 16 voice messages	
Support for GSM/GPRS communicators		yes	
GPRS reporting support with additional module		yes	
SMS messaging with additional module		yes, 64 messages	
Support for TCP/IP communicators		yes	
TCP/IP reporting with additional module		yes	
E-mail messaging with additional module		yes	

**Satel Sp. z o.o.**

ul. Schuberta 79

80-172 Gdansk, Poland

tel.: (+48 58) 320 94 00

fax: (+48 58) 320 94 01

e-mail: [satel@satel.pl](mailto:satel@satel.pl)